

# Designated Garbage Collection Days

## 【Northern area (Nagamine~Nagata)】

(English Version: 2021)

Trash days	Sorting Categories	Types of Designated Trash Bags	Designated trash schedule & the table of contents in YAKUSHIMA TOWN WASTE SORTING GUIDE
Monday	Biodegradable Raw Garbage	Trash Bags for Raw Garbage (Biodegradable)	Mondays, Wednesdays & Fridays See page 7 for details *For only Biodegradable Raw Garbage
Tuesday	Paper Trash	Trash Bags for Recyclable Garbage (Transparent)	Tuesdays See page 1 for details *Only clean items are recyclable garbage.
	Plastics	Trash Bags for Recyclable Garbage (Transparent)	Tuesdays See page 2 for details *Only clean items are recyclable garbage.
	Burnable Garbage	Trash Bags for Burnable Garbage (Green)	Tuesdays and Fridays/See page 6 for details *Raw Garbage, bedding, and items with metal parts are not part of Burnable Garbage.
Wednesday	Biodegradable Raw Garbage	Trash Bags for Raw Garbage (Biodegradable)	Mondays, Wednesdays & Fridays See page 7 for details *For only Biodegradable Raw Garbage
	Kogata sodai gomi', Non-Burnable Garbage	Trash Bags for Recyclable Garbage (Transparent)	Wednesdays See page 5 for details
Thursday	(Aluminum/Steel) Cans & Containers	Trash Bags for Recyclable Garbage (Transparent)	Thursdays See page 4 for details
	PET Plastic Bottles	Trash Bags for Recyclable Garbage (Transparent)	Thursdays See page 3 for details *Only clean PET plastic bottles are Recyclable Garbage.
	•Cardboard •Newspapers •Books, Magazines and Leaflets	Designated garbage Stickers	Thursdays See page 7 for details *Each items must be tied into a bundle with string according to its categories.
Friday	Biodegradable Raw Garbage	Trash Bags for Raw Garbage (Biodegradable)	Mondays, Wednesdays & Fridays See page 7 for details *For only Biodegradable Raw Garbage
	Burnable Garbage	Trash Bags for Burnable Garbage (Green)	Tuesdays and Fridays/See page 6 for details *Raw Garbage, bedding, and items with metal parts are not part of Burnable Garbage.
Saturday	Expanded Polystyrene (EPS) Foam Products	Trash Bags for Recyclable Garbage (Transparent)	Saturdays See page 4 for details
	Glass Bottles and Jars	Trash Bags for Recyclable Garbage (Transparent)	Saturdays See page 3 for details
	* <sup>1</sup> Bulky, Large Waste (the first & third Saturdays)	Designated garbage Stickers	* <sup>1</sup> The first & third Saturdays of every month (take to Designated Collection Centers in your district) See page 9 for details.
Designated Collection Centers	All Light Tubes/Bulbs Dry Cell Batteries Paper Beverage Cartons Waste Cooking Oil	Take to the designated collection centers in your district. <b>Please put waste cooking oil into waste oil collection drum cans. (Please do not leave the container you brought in.)</b> See page 8 for details.	

\*If you wish to bring your household garbage directly to **Yakushima Clean Support Center**, it will be accepted. But biodegradable raw garbage, waste cooking oil, and industrial waste will not be accepted.

\*Please check back page for details and the top of page 10.  
(Inquiry:0997-49-1920)

## 【Images of the Town-Designated Trash Bags & Sticker】

**Trash Bag for Biodegradable Raw Garbage**

生ごみ専用袋

(生分解性フィルム)

この袋は、生ごみといっしょに堆肥化されます。

- ◎ 生ごみはしっかり水切りをして下さい。
- ◎ 他のビニール袋、容器類、はし、スプーンなどの異物が混入しないよう、生ごみだけをしっかりと分別して下さい。

屋久島町

**Trash Bag for Burnable Garbage**

燃えるごみ袋

◎ 紙類、プラスチック・ビニール類は、資源回収用袋になりますが、汚れがひどい場合は、こちらの袋に入れて下さい。

- ◎ 生ごみ、空き缶、ビン類、危険物、金属類は、入れないで下さい。
- ◎ 曜日を守って出して下さい。

屋久島町

**Trash Bag for Recyclable Garbage**

資源回収用袋

空き缶 スプーン ボンベ類	紙類	発泡スチロール 各種トレイ
ペットボトル	プラスチック ビニール類	ビン類

小型粗大（上記以外の燃えないもの）

◎ 種類ごとに別々に入れて、曜日を守って出して下さい。

◎ 水で濯ぐ等、汚れを落としたものを入れて下さい。

屋久島町

**Designated Garbage Sticker**

ごみ収集ステッカー

指定袋に入りきらないごみを出すときに約10kgに1枚を目安で貼って下さい。

例      大型粗大ごみ  
         新聞  
         雑誌  
         ダンボール      など

屋久島町

\* Please make sure your garbage is correctly separated. Please take your garbage to the designated collecting places on collection days by 8:30 a.m.

【Bringing in of individual household garbage directly to Yakushima Clean Support Center】

\* All garbage you bring **must be put in a designated trash bag or have a designated garbage sticker on it** according to its sorting categories.

### Closed:

- (1) Sundays                      (2) From December 31 to January 1

### Available Hours:

- (1) From Monday to Saturday    8:30 AM - 4:30PM  
(2) December 30                      8:30 AM - 3:00 PM

\* Please contact the number below for any questions.

Waste Management Unit, Environmental  
Health Section, Yakushima Town Office  
TEL 43-5900 (ex. 134・135)

# Yakushima Town Waste Sorting Guide

- detailed version -

## Recyclable Garbage (Paper Trash)

### Waste Content




#### Paper-made containers and packaging


Refer to the 'Paper' Recycling Symbol on the left

Paper boxes, envelopes, paper bags, copy paper, etc.


Use the Town-designated Trash Bags for 'Recyclable Garbage' and follow the designated trash schedule.



Paper Boxes



Paper Bags



Wrapping Papers



Postcards, Envelopes, Paper Cups and Containers, Toilet Paper Tubes, etc.



Cigarette Packs

Cigarette paper containers are part of 'Paper Trash' garbage and its plastic parts are 'Plastic' garbage.



Tissue Boxes

Tissue paper boxes are 'Paper Trash' Garbage. But removed plastic parts are disposed of as 'Plastic' garbage.



Paper Beverage Containers

⚠ Paper Beverage Containers **without 'Kami Pack' recycling symbols**: Dispose plastic lids as recyclable 'Plastic' garbage. Containers must be clean and empty, and free of any plastic. (These containers are often found in alcoholic beverage containers.)



**! Paper Beverage Cartons with 'Kami Pack' recycling symbol should be different from above: It must be separately disposed of at your designated collection centers.**

Rinse cups before disposal

\* Please separate and dispose of cup noodle containers and its lids according to its recycling symbols, 紙 or プラスチック.

### 【KEEP IN MIND】

Soiled paper items are **Nonrecyclable**. **DO NOT** dispose them as 'Paper Trash' garbage.



Soiled or greasy containers, paper, boxes, cups, containers, etc.



Disposable diapers

**Only clean paper items are Recyclable.** Soiled paper items like disposable diapers must be disposed of as '**Burnable Garbage**' separately.

# Yakushima Town Waste Sorting Guide

- detailed version -

## Recyclable Garbage (Plastics)

### Waste Content



#### Plastic items

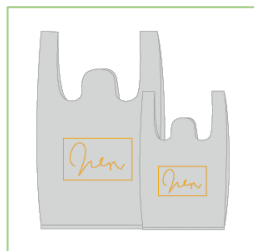
Refer to the 'Plastic' Recycling Symbol on the left

Plastic containers, packaging, bottles, caps, etc.

Use the Town-designated Trash Bags for 'Recyclable Garbage' and follow the designated trash schedule.



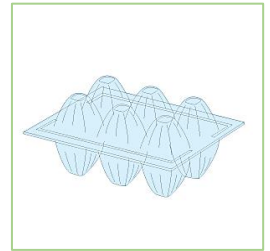
'Bento' Boxes



Plastic Bags



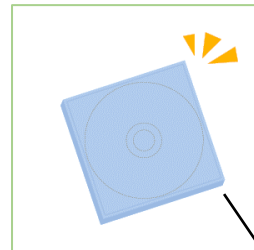
Snack Packs



Plastic Egg Cartons



Bottles and Refills



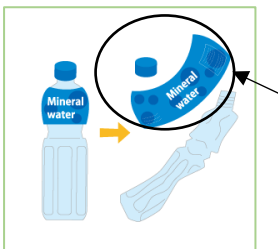
CD and DVD Cases



Plastic Tumblers



Plastic Buckets without any metal parts



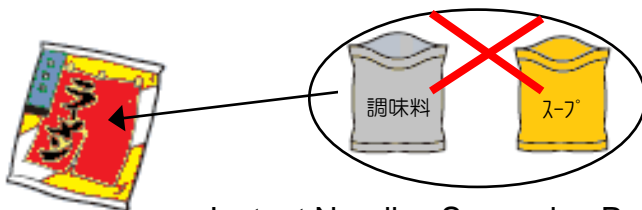
CDs and DVDs are also 'Plastic' garbage.

PET plastic bottles can be divided into three parts: cap, label, and bottle. Dispose of caps and labels as 'Plastic' garbage. Bottles must be clean and disposed of as 'PET Plastic Bottle' garbage.

PET Plastic Bottle Caps and Labels

### 【KEEP IN MIND】

Even if items have 'Plastic' Recycling Symbol on it, soiled plastic items **are NOT** considered to be 'Plastic' garbage.



Instant Noodles Seasoning Packets



Soiled plastic items, vinyl products, cooking oil bottles, etc.

**Only clean plastic items are Recyclable.** Soiled plastic items must be disposed of as 'Burnable Garbage' separately.

# Yakushima Town Waste Sorting Guide

- detailed version -

## Recyclable Garbage (PET Plastic Bottles)

### Waste Content

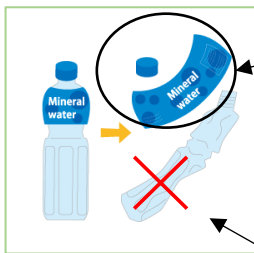


### PET Plastic Bottles

Refer to the 'PET' Recycling Symbol on the left

PET plastic bottles for water, tea, beverages, liquors, soy sauce, etc.

Rinse bottles lightly with water. Use the Town-designated Trash Bags for 'Recyclable Garbage' and follow the designated trash schedule.



The label and cap of a PET bottle needs to be removed, because they differ in material, and dispose of them as 'Plastic' garbage. Bottles in your trash bag should be clean and dry.

**\* KEEP THEIR ORIGINAL SHAPES**

**\* DO NOT CRUSH or FLATTEN BOTTLES**



## Recyclable Garbage (Glass Bottles & Jars)

### Waste Content

### Glass Bottles & Jars

Glass bottles/jars for beverages, energy drinks, medicine, seasonings, cosmetics, coffee, jam, etc.

Rinse bottles/jars lightly with water. Use the Town-designated Trash Bags for 'Recyclable Garbage' and follow the designated trash schedule.



Make sure to rinse and remove residue from bottles before disposal.

Removed metal lids and caps should be disposed of as recyclable 'Can' garbage, and removed plastic lids and caps are recyclable 'Plastic' garbage.

### 【KEEP IN MIND】

☀ 1.8 ℓ glass bottles and beer bottles in Japan are reused. Please take these 'Returnable bottles' to liquor shops or keep them for 'Kodomo-kai' glass bottle collecting activities instead of disposing of them.



# Yakushima Town Waste Sorting Guide

- detailed version -

## Recyclable Garbage (Expanded Polystyrene (EPS) Foam Products)


### Waste Content



**Expanded Polystyrene (EPS)  
Foam Products and all Styrofoam  
Trays**

Refer to the Recycling Symbol on the left

**Use the Town-designated  
Trash Bags for  
'Recyclable Garbage' and  
follow the designated  
trash schedule.**



Styrofoam blocks, filler,  
boxes, packaging, etc.



White Color  
Styrofoam Trays



Colored  
Styrofoam Trays

All styrofoam  
trays should  
be clean and  
free of residue  
before  
disposal.

### 【KEEP IN MIND】

**Only clean items are Recyclable.** Soiled items must be disposed of as  
'**Burnable Garbage**' separately.

☞ Instant cup noodle containers with 'Plastic' recycling symbol  must be  
disposed of as 'Plastic' garbage.

## Recyclable Garbage (Aluminum/Steel Cans and Containers)

### Waste Content



**Aluminum/Steel cans and  
containers for beverages,  
food, aluminum foil, etc.**

Refer to the Recycling Symbols on the left

**Use the Town-designated  
Trash Bags for  
'Recyclable Garbage' and  
follow the designated  
trash schedule.**

Aluminum  
Cans



Steel Cans



Aerosol Spray  
Cans



Gas  
Cartridges  
/Canisters



Food Cans



Cookie Cans  
Aluminum  
Foil Products



Aluminum/metal lids and  
aluminum foil are also part  
of 'Can' garbage. Empty and  
rinse the items with water.  
(The foil should be crumpled  
into a ball.)

### 【KEEP IN MIND】

**Ensure that aerosol cans and gas cartridges/canisters are empty before  
disposal. 18-liter square cans must be disposed of as 'Kogata sodai gomi', Non-  
burnable garbage.**

# Yakushima Town Waste Sorting Guide

- detailed version -

## Recyclable Garbage ('Kogata sodai gomi', Non-Burnable Garbage)

### Waste Content

#### Non-burnable garbage that fit in designated trash bags

Use the Town-designated Trash Bags for 'Recyclable Garbage' and follow the designated trash schedule.

- Products with metal and plastic parts (umbrellas, floppy disks, cassette/video tapes, toys, stuffed animals, clothes, shoes, bags, scissors, disposable lighters, etc.), metals, 18-liter square cans, metal kitchenware (utensils, appliances, tableware, etc.), earthenware, porcelain, glassware, magnets, glass panes, mirrors, ropes, garden hoses, extension cords, planters, etc.
- Bedsheets, blankets, and summer blankets that fit in designated trash bags for Recyclable Garbage. (Anything that not fit into the designated trash bags must be disposed of as 'Bulky, Large Waste'. Refer to page 9 for details.)
- Home appliances that fit in designated trash bags for Recyclable Garbage. (Video cassette recorders, portable stereos, microwaves, rice cookers, sewing machines, butane stoves, etc.) (Home appliances designated in 'the Home Appliance Recycling Law' cannot be collected. Please check page 9.)



Umbrellas



18-liter Square Cans



Cameras & Camcorders



Floppy Disks



Video Tapes



Toys with metal parts



Clothes, Belts, Shoes, and Stuffed Animals with metal parts



Metal Cookware



Scissors



Glass Panes



Glasses & Cups



Mirrors



Earthenware



Disposable Lighters



Garden Hoses



Knives

#### 【KEEP IN MIND】

👉 Please wrap broken glass and earthenware in paper, and dispose of them in a trash bag designated for Recyclable garbage.

👉 Ensure that disposal lighters are empty before disposing them.

👉 Ropes and garden hoses must be cut into length of 1 meter or less.

# Yakushima Town Waste Sorting Guide

- detailed version -

## Burnable Garbage

### Waste Content

**Burnable garbage that fit in designated trash bags**

**Use the Town-designated Trash Bags for 'Burnable Garbage' and follow the designated trash schedule.**

- Cigarette butts, charcoal, towels, disposable heating pads, animal bones, clamshells, disposable diapers, yard waste (such as leaves, branches, and grass clippings), woodenware (including chopsticks, bamboo skewers, toothpicks, etc.)
- Clothes, footwear, leather goods, and stuffed animals without any metal parts
- Soiled paper products/items (pizza boxes, paper towels and napkins, used tissues, etc.)
- Soiled plastic products/items (seasoning packets, snack packs, bottles and squeeze bottles for sauce, dressing, etc.)



Cigarette Butts



Stuffed Animals without any metal parts



Clothing without metal fasteners



Scrap Wood



Towels



Disposable Heating Pads



Animal Bones



Clamshells



Disposale Diapers





Soiled or greasy paper products and items



Soiled or greasy plastic products and items

### 【KEEP IN MIND】

 Clean paper items and items with 'Paper' recycling symbol are **NOT** part of Burnable Garbage. They must be separately disposed of in a recyclable garbage bag as '**Paper Trash**' garbage.

 Clean plastic items and items with 'Plastic' recycling symbol are **NOT** part of Burnable Garbage. If they are dirty, clean them before disposal and they must be disposed of in a recyclable garbage bag as '**Plastic**' garbage.

# Yakushima Town Waste Sorting Guide

- detailed version -

## Recyclable Garbage (Biodegradable Raw Garbage)

### Waste Content

Leftover food, table scraps, cooking waste, fish bones, fruit peels and seeds, eggshells, shrimp and crab shells, etc.


Use the Town-designated Trash Bags for 'Biodegradable Raw Garbage' and follow the designated trash schedule.



### 【KEEP IN MIND】

👉 Raw garbage will be composted. Drain off excess liquid and make sure that you only have raw garbage in your trash bag. (Items, such as drain strainer bags, chopsticks, utensils, and dish cups, other than raw garbage must be removed.)

👉 Clamshells and animal bones are not part of Biodegradable Raw Garbage. They should be disposed of as 'Burnable Garbage'.




## Recyclable Garbage (Cardboard/Newspapers/Books, Magazines and Leaflets)


Each items must be tied and bundled no heavier than 10 kg and have a sticker on it. Please follow the designated trash schedule.

### Cardboard

Fold cardboard down into roughly about 50 cm square and tie into a bundle.  
(See the image on the right)

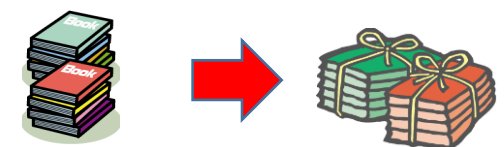


### Newspapers



### Books, Magazines and leaflets

[ Magazines, comic books, books, catalogs, flyers, leaflets, etc. ]



☂ Only clean and dry items are Recyclable garbage, so please avoid taking your bundle out on rainy days.

# Yakushima Town Waste Sorting Guide

- detailed version -

## Recyclable Garbage (Paper Beverage Cartons)

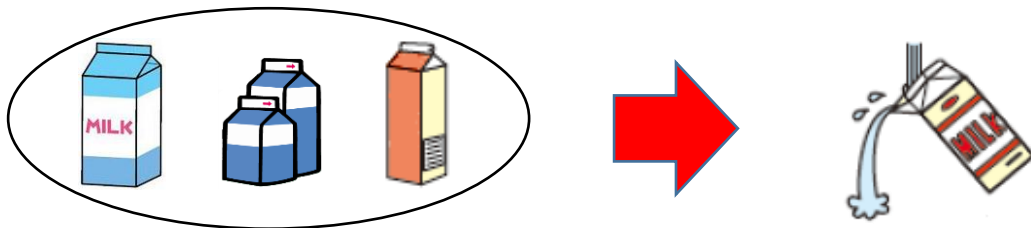
### Waste Content



Paper Cartons (with 'Kami Pack' recycling symbol) for milk, juice and other beverage, etc.


refer to the 'Kami Pack' recycling symbol on the left

Please take them to the designated collection centers in your district.



Please rinse out cartons and dry before disposing of them.

### 【KEEP IN MIND】

 Paper containers **without 'Kami Pack' recycling symbol** and with plastic or vinyl coatings are considered to be recyclable **'Paper Trash'** garbage.  
(Some containers will not have recycling symbol.)

## Recyclable Garbage

(All Light Tubes/Bulbs, Dry Cell Batteries, Waste Cooking Oil)

Separately dispose of each trash at your designated collection centers

### Dry Cell Batteries

Household batteries

Battery sizes: D, C, AA, AAA, 9-volt, etc.

Battery types: Manganese, alkaline, lithium, etc.



### All Light Tubes/Bulbs

Fluorescent, LED, halogen, and incandescent tubes/bulbs

\*Broken ones are also accepted.



### Waste Cooking Oil

(Southern area: Please dispose of them at your authorized dumping stations.)

Animal fat are not considered to be 'Waste Cooking Oil'. **Filter your used cooking oil** like a image on the right and dispose of them.



# Yakushima Town Waste Sorting Guide

- detailed version -


## Recyclable Garbage (Bulky, Large Waste)

Refer to the examples below. Please make sure that you have a **designated garbage sticker** on your recyclable 'Bulky, Large Waste', and take it to the designated collecting place for your area.

[Northern area] Designated Collection Centers

[Southern area] Authorized Dumping Stations

Quilts, blankets, chest of drawers, desks, beds, sofas, chairs, TV stands, carpets, tatami and goza mats, gas stoves, electric fans, vacuum cleaners, stereo systems, space heaters (such as kerosene heaters and oil fan heaters), printers, electric heating carpets, bicycles, baby strollers, etc.



❗ Home electronics that are not eligible for the the Home Appliance Recycling Law

❗ Items that does not fit into the designated trash bags

\*If possible, fold up and tie items like images on the right. Per bundle must be no heavier than 10 kg in weight and have a sticker on it.



### 【KEEP IN MIND】

👉 Please contact specialized company or a retail outlet about your unneeded musical instrument.

👉 If the amounts of garbage is a lots (e.g, cut branches and long objects such as reed screens), it should be cut into specified length and tie into bundles.

: Objects under 5 cm in diameter should be cut into 1 meter in length

: Objects over 5 cm in diameter should be cut into 30 cm in length

## Commercial Waste

**Commercial Waste** (except Industrial Waste) related to businesses and company activities **must be separately disposed from Household Waste**. Offices and shops on Yakushima have to take full responsibility for discarding their own Commercial Waste. Authorized dumping stations and designated collection centers **are ONLY** for Household Waste.

# Yakushima Town Waste Sorting Guide

- detailed version -

## Unacceptable Waste at Yakushima Clean Support Center

Industrial Waste, Biodegradable Raw Garbage, and Waste Cooking Oil will not be accepted. For example:

**[Construction/Demolition Waste]** Concrete, bricks, blocks, 'kawara' roofing tiles, slates, roofing underlayments, and any other construction waste.

**[Waste related to vehicles]** Abandoned vehicles, automotive batteries, parts, tires, etc. Take them to auto repair shops.

**[Fire extinguisher and several types of Gas Cylinders]** Please ask licensed disposal companies or the shop where you purchased it.

**[Medical Waste]** need proper management and specialized disposal contract.

**[Waste Cooking Oil from Commercial Kitchen]** need contract with Recycling company.

**[Office Appliances]** Please ask your designated disposal contractors.

**[Returnable Beer Bottles and 1.8 Liter Sake Bottles]** Please take them to liquor shops or keep them for 'Kodomo-kai' glass bottle collecting activities.

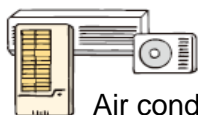
☞ Please contact Yakushima Town Office, Industrial Promotion Section about 'Plastic Waste Used in Agriculture' (plastic sheets, rods, tubing, films, etc.) and 'Dead Farm Animals/livestock'.

☞ When a pet dies, **YCSC** will accept it but you will need to pay special fee.

## Home appliances designated by the Home Appliance Recycling Law

Recycling of these home appliances such as Air conditioners and its Outdoor Units, Washing Machines and Dryers, Refrigerators and Freezers, Televisions (CRT, LCD, and Plasma television sets) are legally required to be recycled by the Home Appliance Recycling Law.

When you dispose of these items, please purchase 'Electric Appliance Recycling Tickets' at the post office and take them to one of the designated collection sites. (If you are going to buy a new appliance, please ask the store about recycling pickups.)



Air conditioners  
& Outdoor Units



Televisions

Washing Machines & Dryers



Refrigerators & Freezers

## Computers

When you dispose of your PC such as Desktop Computer Towers, Laptop Computers, and LCD/CRT Computer Monitors, please ask the shop you originally bought the items or the 'PC 3R Promotion Association' (Ph. 03-5282-7685).



If you bring it to Yakushima Clean Support Center, completely delete all your personal information from the hard drive and have a designated sticker on it. YCSC is not responsible for the information on your hard drive.