





Rules for disposing garbage properly

- ◆ Please make sure your garbage is correctly separated. Correct garbage separation will help in proper garbage treatment and recycling.
- ◆ Each type of garbage has a designated sorting and disposal method, and authorized dumping place.
- ◆ Each type of garbage must be put in a separate trash bag according to its sorting categories.
- ◆ Please take your garbage to the designated dumping stations by 8:30 a.m. on collection days.
- ◆ If the amounts of garbage is small, please dispose of it at authorized dumping stations. Please do not take it to Yakushima Clean Support Center.

Garbage Sorting & Methods of Discarding Garbage

Sorting Categories & Dumping Places	List of Examples	How to Dispose/ Methods of Discarding	Note
Burnable Garbage * Take to the authorized dumping stations in your district.	Soiled plastic and vinyl products/items, clamshells, animal bones, soiled paper products/items, clothes without metal fasteners, etc.	Town-designated Trash Bags (Green: for 'Burnable Garbage') (Sample image of trash bag is under preparation.) (Twice a week)	• Clean newspapers, books and magazines and leaflets, and cardboard are 'Recyclable Garbage' and NOT part of Burnable Garbage. • Paper beverage cartons with 'Kami pack' recycling symbol are NOT part of Burnable Garbage. Take them to the designated collection centers as recyclable garbage. • To safely dispose of fireworks, please soak them in water before disposing them.
Biodegradable Raw Garbage * Take to the authorized dumping stations in your district.	All leftover food, table scraps, cooking waste, fish bones, fruit peel and seeds, eggshells, shrimp and crab shells, etc.	Town-designated Trash Bags (Biodegradable & Transparent: for 'Biodegradable Raw Garbage') (Sample image of trash bag is under preparation.) (Three times a week)	• Raw garbage will be composted. Drain off excess liquid and make sure that you only have raw garbage in your trash bag. (Items, such as drain strainer bags, chopsticks, utensils, and dish cups, other than raw garbage must be removed.) Raw garbage must be disposed in a designated biodegradable trash bags. • DO NOT dispose clamshells and animal bones as 'Biodegradable Raw Garbage'. They are 'Burnable Garbage'.

<p>"Kogata sodai gomi", non-burnable garbage that fit in designated trash bags</p> <p>* Take to the authorized dumping stations in your district.</p>	<p>Broken glass, small household appliances (that are not subjected to the Home Appliance Recycling Law), tableware (cutlery, glassware and ceramic dinnerware), ceramics and porcelain, metal items except 'Aluminum and Steel Cans', etc.</p>	<p>Town-designated Trash Bags (Transparent: for 'Recyclable Garbage') (Sample image of trash bag is under preparation.) (Once a week)</p>	<ul style="list-style-type: none"> •When disposing of broken glass, knives, or any sharp objects, make sure to wrap them in paper for safety. •DO NOT dispose of Aerosol spray cans and butane gas canisters/cartridges as 'Kogata-sodai gomi, Non burnable Garbage'. They are 'Aluminum/Steel Can' Garbage. (Make sure it empty.)
<p>Bulky, Large Waste</p> <p>[Southern area] Take to the authorized dumping stations in your district.</p> <p>[Northern area] Take to the designated collection centers in your district.</p>	<p>Chest of drawers, desks, stereo systems, beds, gas stoves, electric fans, bicycles, carpets, mattresses, beddings, etc. (anything that does not fit into the designated trash bags)</p>	<p>Town-designated Garbage Stickers (Sample image of sticker is under preparation.) (Twice a month)</p>	<ul style="list-style-type: none"> •Some musical instruments are excluded. Please contact specialized company or a retail outlet about your unneeded musical instrument. •Objects over one meter in length (such as reed screens and tree branches) with a diameter less than 5 cm must be cut into 1 meter in length, and with a diameter exceeding 5 cm must be cut into 30 cm in length.
<p>Paper Trash</p>  <p>* Take to the authorized dumping stations in your district.</p>	<p>Paper boxes (cracker, cereal, gift, tissue boxes) and food containers for yogurt, ice cream, etc. and wrapping papers, paper bags, paperboard, packagings, etc.</p>	<p>Town-designated Trash Bags (Transparent: for 'Recyclable Garbage') (Sample image of trash bag is under preparation.) (Once a week)</p>	<ul style="list-style-type: none"> • Only clean paper items are Recyclable Garbage. • Flatten/fold the paper items to reduce its volume.
<p>PLASTICS</p>  <p>* Take to the authorized dumping stations in your district.</p>	<p>Plastic items ... Trays and Containers for fresh foods, Bottles/Squeeze Bottles for sauce, dressing, etc. Plastic Egg & Tofu containers, and Lids and Caps, etc. Kitchen, Laundry, Bath, Cosmetic, Medical Products: Bottles, Containers and Refills, etc.</p>	<p>Town-designated Trash Bags (Transparent: for 'Recyclable Garbage') (Sample image of trash bag is under preparation.) (Once a week)</p>	<ul style="list-style-type: none"> •Only clean plastic items are Recyclable Garbage. •If possible, crush or flatten plastic items to reduce its volume.

<p>PET Plastic Bottles with PET recycling symbol on it</p>  <p>* Take to the authorized dumping stations in your district.</p>	<p>PET Plastic bottles for beverages, soy sauce, liquors, mirin, other type of seasoning (without oil), etc. *Colored plastic bottles will be collected.</p>	<p>Town-designated Trash Bags (Transparent: for 'Recyclable Garbage') (Sample image of trash bag is under preparation.) (Once a week)</p>	<ul style="list-style-type: none"> • Clean and rinse your bottles, but Do NOT crush or flatten them. • Remove plastic caps and labels. • Removed plastic caps and labels must be separately disposed of as 'PLASTIC' garbage.
<p>Aluminum/Steel Cans and Containers</p>  <p>* Take to the authorized dumping stations in your district.</p>	<p>Aluminum/steel cans and containers for beverages and food, aluminum foils, trays and pans, aerosol spray cans (empty), gas cartridges/canisters, etc.</p>	<p>Town-designated Trash Bags (Transparent: for 'Recyclable Garbage') (Sample image of trash bag is under preparation.) (Once a week)</p>	<ul style="list-style-type: none"> • Clean and empty your cans and containers. • DO NOT crush your cans and containers. • Non-food cans/containers, and 18-liter square cans must be disposed of as 'Kogata sodai gomi', non-burnable garbage.
<p>Glass Bottles and Jars</p> <p>* Take to the authorized dumping stations in your district.</p>	<p>Glass bottles and jars for food, beverages, medicines, cosmetics (except returnable beer bottles and 1.8 liter sake bottles), etc.</p>	<p>Town-designated Trash Bags (Transparent: for 'Recyclable Garbage') (Sample image of trash bag is under preparation.) (Once a week)</p>	<ul style="list-style-type: none"> • Empty and rinse bottles and jars. Only clean and empty glass bottles and jars are Recyclable Garbage. • Removed plastic lids/caps must be disposed of as 'Plastic' garbage, and aluminum and steel caps/lids are 'Can' garbage.
<p>Cardboard</p> <p>* Take to the authorized dumping stations in your district.</p>		<p>Town-designated Garbage Stickers (Sample image of sticker is under preparation.) (Once a week)</p>	<ul style="list-style-type: none"> • Tie crosswise with string into a bundle no more than 10 kg and have a designated garbage sticker on it. • Only clean and dry cardboard are Recyclable Garbage, so please avoid taking your bundle out on rainy days.
<p>Newspapers</p> <p>* Take to the authorized dumping stations in your district.</p>	<p>Newspapers</p>	<p>Town-designated Garbage Stickers (Sample image of trash bag is under preparation.) (Once a week)</p>	<ul style="list-style-type: none"> • Tie crosswise with string into a bundle no more than 10 kg and have a designated garbage sticker on it. • Only clean and dry newspapers are Recyclable Garbage, so please avoid taking your bundle out on rainy days. • Newspaper flyers should be disposed in the 'Leaflets' category.

<p>Books, Magazines and Leaflets</p> <p>* Take to the authorized dumping stations in your district.</p>	<p>Magazines, comic books, books, catalogs, leaflets, notebook, etc.</p>	<p>Town-designated Garbage Stickers (Sample image of trash bag is under preparation.) (Once a week)</p>	<ul style="list-style-type: none"> • Tie crosswise with string into a bundle no more than 10 kg and have a designated garbage sticker on it. • Only clean and dry items are Recyclable Garbage, so please avoid taking your bundle out on rainy days.
<p>Expanded Polystyrene (EPS) Foam Products</p> <p>* Take to the authorized dumping stations in your district.</p>	<p>Polystyrene foam/Styrofoam products, boxes, trays, packing material, filler, cushioning material, etc.</p>	<p>Town-designated Trash Bags (transparent) (Sample image of trash bag is under preparation.) (Once a week)</p>	<ul style="list-style-type: none"> • Only clean polystyrene/Styrofoam items are recyclable. Soiled items must be disposed of as 'Burnable Garbage'. • Remove any packing tapes, labels, and seals.
<p>All Light Tubes/Bulbs</p> <p>* Take to the designated collection centers in your district</p>	<p>All light tubes/bulbs (fluorescent, LED, halogen, and incandescent tubes/bulbs)</p>	<p>Please take them to a local community center and put them in the container marked for used light tubes/bulbs.</p>	<ul style="list-style-type: none"> • If it's broken, wrap it in paper. • Household waste only. The waste related to businesses and industrial activities are 'Industrial Waste'.
<p>Dry Cell Batteries</p> <p>* Take to the designated collection centers in your district</p>	<p>Household batteries [Battery sizes]: D, C, AA, AAA, 9-volt, etc. [Battery types]: Manganese, alkaline, lithium, etc.</p>	<p>Please take them to Yakushima Town Office, its branch offices, and your local community centers, and put them in the container marked for used dry cell batteries.</p>	<ul style="list-style-type: none"> • Do not place them in plastic bags. • Household waste only. The waste related to businesses and industrial activities are 'Industrial Waste'.
<p>Waste Cooking Oil</p> <p>【Northern area】 Take to the designated collection centers in your district</p> <p>【Southern area】 Take to the authorized dumping stations in your district.</p>	<p>Used cooking oil (except animal fat) from homes</p>	<p>【Northern area】 Please take them to your local community centers and pour waste cooking oil into waste oil collection DRUM CANS.</p> <p>【Southern area】 Please take them to the authorized dumping stations and pour waste cooking oil into designated waste oil collection containers.</p>	<ul style="list-style-type: none"> • Filter your used cooking oil before disposal. • Household waste only. The waste related to businesses and industrial activities are 'Industrial Waste'.

<p>4 types of home appliances (that designated by the Home Appliance Recycling Law)</p>	<ul style="list-style-type: none"> •TVs (CRT/LCD television sets) •Refrigerators/freezers •Washing machines/clothing dryers •Air conditioners 	<p>For more information about how to dispose of 4 types of home appliances, please ask Yakushima Town Office.</p>	<p>You cannot take 4 types of home electric appliances to any authorized dumping stations, designated collection centers, and Yakushima Clean Support Center (a municipal waste disposal facility).</p>
<p>Computers Under the Law for the Promotion of Effective Utilities of Resources</p>	<ul style="list-style-type: none"> •Desktop Computer Towers •Computer Monitors (LCD and CRT) •All-in-one Computers (LCD and CRT) •Laptop Computers 	<p>Ask the shop you originally bought the item or PC 3R Promotion Association (Ph. 03-5282-7685) about disposal. If you bring it to Yakushima Clean Support Center, completely delete all your personal information from the hard drive and have a designated sticker on it.</p>	<p>You cannot take your PC to any authorized dumping stations.</p> <p>* Computer peripherals, such as printers and scanners, are not included in this law. The items that fit in designated trash bags must be disposed of as 'Kogata sodai gomi' non-burnable garbage, and items that not fit in must be disposed of as 'Bulky Large Waste' (designated stickers are required).</p>